




District Health Assessment for Multiple District 301 through November 2025

		Clubs							Membership							Member Strength		Cancellation		Reports			Finance	Leadership			
District Name	Status/ Number of Months in Status *	Active Clubs	Clubs in Status Quo	Total Clubs	% Status Quo Clubs in Financial Suspension	New Clubs	Cancelled Clubs	YTD Net Club Gain/Loss	Current Members In Active Clubs	Current Members In Status Quo Clubs	Current Total Members Count	YTD Add	YTD Drop	YTD NetGrowth (includes Active and Status Quo)	YTD NetGrowth% (includes Active and Status Quo)	Member Count 12 Months Ago	Average Member Count Per Club	% of Clubs with less than 20 members	Average Cancelled Club Age	Members Lost Due to Cancelled Clubs	% of Clubs Reporting Service	% No MMR in 3 Months	% No Officer Report in 12 months	% of Clubs with balance 90+ days	Number of Zone Chairs Recorded	Number of Region Chairs Recorded	District Officers Vacancies **
301A2	T(24)	95	14	109	100%	5	0	5	3546	324	3870	435	127	308	8.65%	3,305	37	12%	0	0	68%	48%	7%	36%	25	16	
301A3		22	10	32	100%	3	0	3	611	350	961	160	49	111	13.06%	924	28	31%	0	0	50%	56%	25%	50%	8	4	
301A4		27	7	34	100%	2	0	2	912	248	1160	101	51	50	4.50%	1,122	34	21%	0	0	18%	82%	9%	82%	16	8	
301 B1		47	7	54	100%	5	0	5	1478	131	1609	227	51	176	12.28%	1,372	31	22%	0	0	76%	54%	0%	33%	18	9	
301 B2		41	8	49	100%	4	1	3	1314	188	1502	224	87	137	10.04%	1,307	32	22%	8	20	55%	53%	4%	33%	15	6	
301 C		59	7	66	100%	7	0	7	2176	220	2396	446	91	355	17.39%	1,964	37	14%	0	0	80%	39%	8%	39%	11	5	
301D1		67	3	70	100%	5	1	4	1796	53	1849	267	84	183	10.98%	1,523	27	27%	12	10	61%	44%	4%	26%	18	12	
301D2	T(1)	64	14	78	100%	1	0	1	1092	229	1321	102	37	65	5.18%	2,125	17	64%	0	0	22%	76%	12%	28%	20	5	
301 E		61	27	88	100%	5	13	-8	2089	737	2826	286	309	-23	-0.81%	2,215	34	17%	9	231	27%	64%	10%	61%	38	11	GLT
		483	97	580	100%	37	15	22	15014	2480	17494	2248	886	1362	8.44%	15,857	36	25%	9	261	52%	56%	8%	41%	169	76	




District Health Assessment for Multiple District 308 through November 2025

District Name	Status/ Number of Months in Status *	Clubs							Membership							Member Strength		Cancellation		Reports			Finance	Leadership			
		Active Clubs	Clubs in Status Quo	Total Clubs	% Status Quo Clubs in Financial Suspension	New Clubs	Cancelled Clubs	YTD Net Club Gain/Loss	Current Members In Active Clubs	Current Members In Status Quo Clubs	Current Total Members Count	YTD Add	YTD Drop	YTD NetGrowth (includes Active and Status Quo)	YTD NetGrowth% (includes Active and Status Quo)	Member Count 12 Months Ago	Average Member Count Per Club	% of Clubs with less than 20 members	Average Cancelled Club Age	Members Lost Due to Cancelled Clubs	% of Clubs Reporting Service	% No MMR in 3 Months	% No Officer Report in 12 months	% of Clubs with balance 90+ days	Number of Zone Chairs Recorded	Number of Region Chairs Recorded	District Officers Vacancies **
308 A2		95	2	97	100%	2	1	1	2914	19	2933	342	40	302	11.48%	2,676	31	23%	6	0	74%	57%	1%	12%	20	7	
308 B1		69	3	72	100%	1	0	1	2070	40	2110	231	41	190	9.90%	2,000	30	28%	0	0	96%	46%	0%	14%	16	6	
308 B2		123	10	133	100%	1	3	-2	3757	133	3890	310	79	231	6.31%	4,007	31	41%	7	0	68%	44%	2%	12%	22	19	
308 B3		69	1	70	100%	3	0	3	2311	44	2355	189	54	135	6.08%	2,279	33	20%	0	0	84%	47%	3%	10%	17	8	
		356	16	372	100%	7	4	3	11052	236	11288	1072	214	858	8.23%	10,962	32	30%	7	0	78%	48%	1%	12%	75	40	




District Health Assessment for Multiple District 310 through November 2025

		Clubs							Membership							Member Strength		Cancellation		Reports			Finance	Leadership			
District Name	Status/ Number of Months in Status *	Active Clubs	Clubs in Status Quo	Total Clubs	% Status Quo Clubs in Financial Suspension	New Clubs	Cancelled Clubs	YTD Net Club Gain/Loss	Current Members In Active Clubs	Current Members In Status Quo Clubs	Current Total Members Count	YTD Add	YTD Drop	YTD NetGrowth (includes Active and Status Quo)	YTD NetGrowth% (includes Active and Status Quo)	Member Count 12 Months Ago	Average Member Count Per Club	% of Clubs with less than 20 members	Average Cancelled Club Age	Members Lost Due to Cancelled Clubs	% of Clubs Reporting Service	% No MMR in 3 Months	% No Officer Report in 12 months	% of Clubs with balance 90+ days	Number of Zone Chairs Recorded	Number of Region Chairs Recorded	District Officers Vacancies **
310 A1	T(24)	45	3	48	100%	1	0	1	849	37	886	77	6	71	8.71%	836	19	60%	0	0	48%	67%	4%	13%	10	4	
310 A2	T(23)	42	1	43	100%	1	0	1	1175	7	1182	109	81	28	2.43%	1,234	28	47%	0	0	67%	56%	0%	21%	9	3	
310 B		41	0	41	0%	1	0	1	1262	0	1262	75	69	6	0.48%	1,210	31	24%	0	0	34%	46%	0%	2%	9	3	
310 C		44	0	44	0%	1	0	1	1281	0	1281	133	27	106	9.02%	1,168	29	36%	0	0	30%	48%	2%	9%	8	4	
310 D		75	5	80	100%	9	0	9	1622	61	1683	282	28	254	17.77%	1,500	22	44%	0	0	6%	68%	1%	8%	17	8	
310 E	T(6)	59	10	69	100%	2	0	2	1245	126	1371	81	46	35	2.62%	1,259	21	57%	0	0	13%	77%	0%	19%	14	6	
		306	19	325	100%	15	0	15	7434	231	7665	757	257	500	6.98%	7,207	25	46%	0	0	29%	62%	1%	12%	67	28	




District Health Assessment for District 204 through November 2025

<div></div> <div>Status/ District Name</div> <div>Number of Months in Status *</div>		Clubs							Membership							Member Strength		Cancellation		Reports			Finance	Leadership			
		Active Clubs	Clubs in Status Quo	Total Clubs	% Status Quo Clubs in Financial Suspension	New Clubs	Cancelled Clubs	YTD Net Club Gain/ Loss	Current Members In Active Clubs	Current Members In Status Quo Clubs	Current Total Members Count	YTD Add	YTD Drop	YTD NetGrowth (includes Active and Status Quo)	YTD NetGrowth% (includes Active and Status Quo)	Member Count 12 Months Ago	Average Member Count Per Club	% of Clubs with less than 20 members	Average Cancelled Club Age	Members Lost Due to Cancelled Clubs	% of Clubs Reporting Service	% No MMR in 3 Months	% No Officer Report in 12 months	% of Clubs with balance 90+ days	Number of Zone Chairs Recorded	Number of Region Chairs Recorded	District Officers Vacancies **
204		38	2	40	100%	1	0	1	1285	45	1330	129	78	51	3.99%	1,286	34	18%	0	0	83%	30%	5%	13%	9	2	
		38	2	40	100%	1	0	1	1285	45	1330	129	78	51	3.99%	1,286	35	18%	0	0	83%	30%	5%	13%	9	2	



District Health Assessment for District 309 through November 2025

		Clubs							Membership							Member Strength		Cancellation		Reports			Finance	Leadership			
District Name	Status/ Number of Months in Status *	Active Clubs	Clubs in Status Quo	Total Clubs	% Status Quo Clubs in Financial Suspension	New Clubs	Cancelled Clubs	YTD Net Club Gain/ Loss	Current Members In Active Clubs	Current Members In Status Quo Clubs	Current Total Members Count	YTD		YTD NetGrowth (includes Active and Status Quo)	YTD NetGrowth% (includes Active and Status Quo)	Member Count 12 Months Ago	Average Member Count Per Club	% of Clubs with less than 20 members	Average Cancelled Club Age	Members Lost Due to Cancelled Clubs	% of Clubs Reporting Service	% No MMR in 3 Months	% No Officer Report in 12 months	% of Clubs with balance 90+ days	Number of Zone Chairs Recorded	Number of Region Chairs Recorded	District Officers Vacancies **
												YTD Add	YTD Drop														
309		100	10	110	100%	2	0	2	3472	230	3702	559	54	505	15.80%	3,347	35	40%	0	0	49%	64%	4%	13%	19	7	
		100	10	110	100%	2	0	2	3472	230	3702	559	54	505	15.80%	3,347	37	40%	0	0	49%	64%	4%	13%	19	7	




District Health Assessment for Ident 5843 - CAMBODIA,KINGDOM OF - UND through November 2025

Status/ District Name of Months in Status *		Clubs							Membership							Member Strength		Cancellation		Reports			Finance	Leadership			
		Active Clubs	Clubs in Status Quo	Total Clubs	% Status Quo in Financial Suspension	New Clubs	Cancelled Clubs	YTD Net Club Gain/ Loss	Current Members In Active Clubs	Current Members In Status Quo Clubs	Current Total Members Count	YTD Add	YTD Drop	YTD NetGrowth (includes Active and Status Quo)	YTD NetGrowth% (includes Active and Status Quo)	Member Count 12 Months Ago	Average Member Count Per Club	% of Clubs with less than 20 members	Average Cancelled Club Age	Members Lost Due to Cancelled Clubs	% of Clubs Reporting Service	% No MMR in 3 Months	% No Officer Report in 12 months	% of Clubs with balance 90+ days	Number of Zone Chairs Recorded	Number of Region Chairs Recorded	District Officers Vacancies **
Ident 5843 - CAMBODIA,KING DOM OF		5	0	5	0%	1	0	1	113	0	113	40	7	33	41.25%	67	23	20%	0	0	20%	60%	0%	20%	0	0	
		5	0	5	0%	1	0	1	113	0	113	40	7	33	41.25%	67	23	20%	0	0	20%	60%	0%	20%	0	0	



District Health Assessment for Ident 5845 - REP OF THE UNION OF MYANMAR - UND through November 2025

		Clubs							Membership							Member Strength		Cancellation		Reports			Finance	Leadership			
District Name	Status/ Number of Months in Status *	Active Clubs	Clubs in Status Quo	Total Clubs	% Status Quo Clubs in Financial Suspension	New Clubs	Cancelled Clubs	YTD Net Club Gain/Loss	Current Members In Active Clubs	Current Members In Status Quo Clubs	Current Total Members Count	YTD Add	YTD Drop	YTD NetGrowth (includes Active and Status Quo)	YTD NetGrowth% (includes Active and Status Quo)	Member Count 12 Months Ago	Average Member Count Per Club	% of Clubs with less than 20 members	Average Cancelled Club Age	Members Lost Due to Cancelled Clubs	% of Clubs Reporting Service	% No MMR in 3 Months	% No Officer Report in 12 months	% of Clubs with balance 90+ days	Number of Zone Chairs Recorded	Number of Region Chairs Recorded	District Officers Vacancies **
Ident 5845 - REP OF THE UNION OF MYANMAR		0	1	1	100%	0	0	0	0	20	20	0	0	0	0.00%	20	0	0%	0	0	0%	100%	100%	100%	0	0	
		0	1	1	100%	0	0	0	0	20	20	0	0	0	0.00%	20	0	0%	0	0	0%	100%	100%	100%	0	0	

\* - District Status: P - Provisional, T - Transitional.

\*\* - District Officers Vacancies: DG - District Governor, 1st VDG - First Vice District Governor, 2nd VDG - Second Vice District Governor.